



Study in India

A Guide by Knowledge Must

Provided by Our Division:

TABLE OF CONTENTS

STUDY GUIDE INDIA 3

FAQ STUDYING IN INDIA..... 4

1.	WHY SHOULD I WORK, STUDY OR VOLUNTEER ABROAD?	4
2.	WHY SHOULD I STUDY IN INDIA?	5
3.	WHAT SHOULD I KNOW ABOUT THE INDIAN EDUCATION SYSTEM?.....	6
4.	HOW IS THE HIGHER EDUCATION SYSTEM STRUCTURED IN INDIA?.....	7
5.	WHAT TYPES OF HIGHER EDUCATION INSTITUTES EXIST?.....	7
6.	WHAT IS THE QUALITY OF HIGHER EDUCATION IN INDIA?	9
7.	WHAT CAN I STUDY IN INDIA?	10
8.	WHAT OTHER STUDY OPPORTUNITIES ARE AVAILABLE IN INDIA?	12
9.	WHAT ABOUT DOING ACADEMIC RESEARCH IN INDIA?	14
10.	HOW IS THE ACADEMIC YEAR STRUCTURED?	14
11.	AT WHAT STAGE OF MY STUDIES SHOULD I GO TO INDIA?	15
12.	WHAT ARE THE CRITERIA TO SELECT THE BEST SUITED EDUCATION INSTITUTE?	15
13.	ARE THERE ANY SPECIAL LANGUAGE REQUIREMENTS FOR STUDYING IN INDIA?	16
14.	WHAT ABOUT ADMISSION FORMALITIES?	17
15.	WHERE TO FIND COUNSEL AND INFORMATION REGARDING STUDYING IN INDIA?	18
16.	WHY PAY FOR STUDY PLACEMENTS?	19
17.	WHO CAN STUDY IN INDIA?	20
18.	WHAT VISA DO I NEED FOR STUDYING IN INDIA?.....	20
19.	HOW DO I REGISTER WITH THE INDIAN AUTHORITIES?	21
20.	WHAT IS THE COST OF STUDY IN INDIA?	22
21.	HOW MUCH DO I SPEND ON LIVING?.....	23
22.	WHAT ABOUT FOOD IN INDIA?	24
23.	IS INDIA DANGEROUS?	25
24.	WHAT IF I GET ILL?	27
25.	WHAT KIND OF HEALTHCARE DO I NEED?	28
26.	HOW DO I FIND AN ACCOMMODATION?	29
27.	CAN I GET FINANCIAL SUPPORT?.....	29
28.	WHAT TO BRING TO INDIA?	30
29.	HOW DO I GET FROM THE AIRPORT INTO TOWN?.....	31
30.	HOW IS INDIAN CAMPUS LIFE?.....	32
31.	WHERE DO FELLOW FOREIGN STUDENTS MOSTLY COME FROM?	32
32.	HOW DO I GET TO KNOW OTHER PEOPLE?.....	33
33.	HOW CAN I SPEND MY LEASURE TIME?	33

34.	DO I HAVE TO SPEAK ANY LOCAL LANGUAGE?	35
35.	WHY SHOULD I LEARN HINDUSTANI?	36
36.	WHAT DO I HAVE TO KNOW ABOUT INDIAN BUSINESS LIFE?	38
37.	WHAT SHOULD I DO/DON'T DO?	38
38.	WHAT ABOUT TRAVELLING IN INDIA?	40
39.	WHERE SHOULD I VISIT?	41
40.	HOW TO BLEND IN WHEN VISITING INDIA?	42
41.	WHY IMMERSE YOURSELF IN INDIAN CULTURE?	43
42.	WHAT ARE THE OBSTACLES TO CULTURAL IMMERSION?	44
43.	WHAT IS REQUIRED TO IMMERSE YOURSELF SUCCESSFULLY?	45
44.	HOW TO DEAL WITH CULTURE SHOCK?	47
45.	WHAT ARE SPECIFIC GENDER ISSUES I SHOULD PAY ATTENTION TO?	48
46.	WHAT ABOUT INTERNET ACCESS AND PHONE SERVICES?	50
47.	CAN I DO SPORTS IN INDIA?	51
48.	WHAT DO I HAVE TO DO PRIOR TO DEPARTURE FROM INDIA?	51
49.	WHERE CAN I FIND MORE INFORMATION IN THE INTERNET?	51

FAQ STUDYING IN INDIA WITH KNOWLEDGE MUST..... 59

1.	WHAT ARE THE REQUIRED QUALIFICATIONS FOR STUDYING IN INDIA?	59
2.	WHY SHOULD I APPROACH KNOWLEDGE MUST FOR STUDYING IN INDIA?	59
3.	HOW DO YOU MAKE SURE I HAVE A SUITABLE AND SATISFYING STUDY EXPERIENCE?	60
4.	WHAT STUDY OPPORTUNITIES ARE AVAILABLE?	61
5.	WHAT ARE YOUR ACCOMPANYING SERVICES?	62
6.	WHAT COULD A STUDY ABROAD EXPERIENCE WITH KNOWLEDGE MUST ENTAIL?	63
7.	WHAT OTHER SERVICES DOES KNOWLEDGE MUST OFFER?	64

THANK YOU FOR YOUR INTEREST..... 67

DISCLAIMER..... 68

COPYRIGHTS 68

Study Guide India

"There are some parts of the world that, once visited, get into your heart and won't go. For me, India is such a place. When I first visited, I was stunned by the richness of the land, by its lush beauty and exotic architecture, by its ability to overload the senses with the pure, concentrated intensity of its colours, smells, tastes, and sounds. It was as if all my life I had been seeing the world in black and white and, when brought face-to-face with India, experienced everything re-rendered in brilliant Technicolor."

- Keith Bellows

Welcome to this guide for students who are interested in experiencing an exchange semester or pursuing a bachelor, master or doctorate degree in India. With your decision to come to India, you have made the absolutely right choice. Managing intercultural differences is more important than ever in a world which is constantly in a process of transformation. To be prepared for global challenges the following pages will assist you in the process of successfully crossing cultural boundaries. This guide will answer most of your questions about studying and living in India. We hope that you will find it useful.

This guide is presented to you by Knowledge Must, a leading intercultural solutions provider that assists students, professionals, and organisations to successfully cross cultural boundaries, mainly between East Asia, South Asia, and the Western world. Combining the specific service areas of our five divisions, Career Must, Language Must, Training Must, Travel Must, and Culture Must, we at Knowledge Must are able to deliver truly comprehensive solutions for individuals to experience a new professional and private environment. With our division Career Must, we at Knowledge Must assist students and professionals to build an international career.

The unique chance to immerse yourself in the daily routine of another culture opens totally new professional and personal perspectives, and helps you to pursue your goals in life. At Career Must, we provide a great opportunity for applicants to identify and secure the best study opportunities all over India. We also can organise all of the logistics involved with studying in India, such as visa support, arranging housing, and transportation.

With our bases in India, Europe, and China, we specialise in customising intercultural solutions for our diverse clients. Please visit our website www.knowledge-must.com for more information and contact us to learn how we can be of help to you.

FAQ Studying in India

1. Why should I work, study or volunteer abroad?

Whether you are starting your career, you want to add a key differentiator in your curriculum, or you are simply looking for a radical change, working, studying and volunteering among people of other cultures can offer you the opportunities that you are looking for. As a result of your immersion in the daily routine of another culture, you will be able to interface effectively with people of diverse backgrounds. Work, study, and volunteer experiences abroad awaken a tremendous potential in you!



What makes working, studying and volunteering abroad so exciting? It offers dynamic challenges and compelling rewards, such as:

- Developing skills for living in a culturally diverse and interdependent world
- Learning languages by immersion
- Gaining new personal insights
- Expanding your creativity and cultivating different approaches to problems
- Understanding developments taking place in other corners of the world
- Experiencing other cultures (and their architecture, art, history, music, etc.)
- Developing friendships for a lifetime
- Confronting you with different conceptions of life
- Gaining a unique and new appreciation for your native culture
- Getting a change of scenery from home
- Satisfying your desire for adventure, exploration, and fun
- Finding career fulfilment
- Living a fuller life

Besides, work, study, and volunteer experiences abroad not only broaden your personal experience. They also open avenues for cultural exchange and make a contribution to the peaceful globalisation of humanity.

2. Why should I study in India?

Studying in India among people of other cultures is a once in a lifetime opportunity. The unique chance to immerse yourself in the daily routine of another culture's academic environment opens totally new professional and personal perspectives. Today India has tens of thousands of recognised educational institutes. India is a booming country and plays an important role in fields as varied as IT, media, engineering, and the entertainment industry. This in itself is a major cause of attraction for many international students.



While studying in India, you will develop skills for living in a culturally diverse and interdependent world, improve existing language skills or learn new languages, give your CV a boost, and develop lifelong friendships. Studying abroad indicates that you are adventurous, unbiased, and ambitious. Additionally, it encourages independence, and enhances future job prospects.

In India you can get a very high-level education at a more than affordable price – the cost is much lower compared to many other countries in the world. In addition to that, you have a wide choice of both different universities and various specialties depending on your interests and abilities.

While you improve your education in India, your study experience will also lead to personal growth. Difficult situations in everyday life or at university can be challenging but you will learn how to manage them and gain confidence in yourself. What Frank Sinatra sang about New York is even truer for India: "If I can make it there, I'll make it anywhere!"

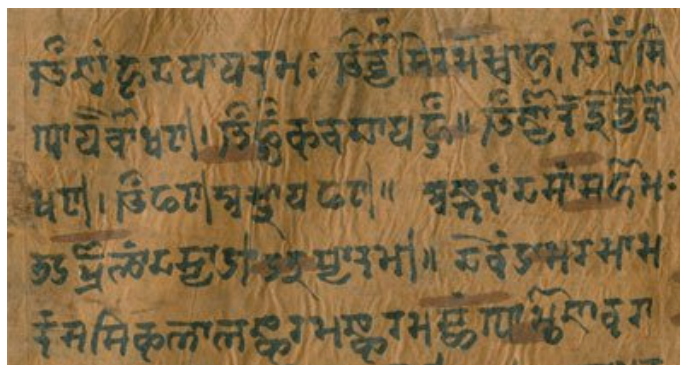
"If I were asked under what sky the human mind has most fully developed some of its choicest gifts, has most deeply pondered on the greatest problems of life, and has found solutions, I should point to India."

- Max Mueller

Another plus is that life in India is very affordable for students. Food and clothes for example are, for the most part, comparatively inexpensive. Due to the cheap travelling expenses, India is also a wonderful country to combine study, work, and travel experiences. There is really an unlimited amount of places to see and explore, from the majestic Himalayas in the north to the picturesque beaches with their powdery golden sand in the south of India. Watch people while they are praying on the banks of the Ganges River or go to an Indian wedding and dive into the colourful and exciting culture.

3. What should I know about the Indian education system?

The Indian education system with its rich traditions is amongst the oldest in the world. For centuries, India has been a major centre for learning and many famous universities existed there. Traditionally, Indian teachers, master craftsmen, scholars, and gurus develop a very close relationship with their students. This concept coupled with Indian hospitality



and curiosity to interact with other cultures, results in a generally very intensive care from the university's side. Scholars and academic staff might therefore often interact more with their students than in the West, involve them in research projects and share their personal knowledge.

The transfers of theoretical know how goes hand in hand with vocational exposure in many Indian universities. As collaborations between India and the rest of the world are steadily increasing on the academic level, scholars extensively promote the exchange of thought between Indian and foreign students. Indian universities are very keen to internationalise their agenda and profile, and are therefore very open to attract more foreign students to their campuses.

India has emerged as one of the cultural and economic hotspots of the 21st century. The country has become a major competence centre in fields as varied as IT, media, engineering, and the entertainment industry. As a student you have the unique possibility to witness these transitions from an intellectual and academic perspective and at the same time become even a part of it.

4. How is the Higher Education system structured in India?

In India, Higher Education refers to the education imparted after ten years of primary and secondary education followed by two years of higher secondary education. The country has the second largest Higher Education system in the world, offering the widest spectrum of courses. The quality of education offered by Indian institutions is increasingly recognised around the world. Over 200 of the Fortune 500 companies recruit from Indian campuses regularly.

The Higher Education system of India comprises of more than 300 universities and 15,000 colleges of higher learning. Universities in India cover a broad range of subjects from social sciences over engineering to newly emerging courses such as Media Studies. Remarkably, most of the universities and higher centers of learning and research in India are autonomous in function.

Academic programmes are generally offered at diploma, undergraduate, postgraduate, and doctoral levels. Undergraduate courses usually stretch over a time period of three years. To obtain a degree for professional subjects such as engineering, medicine or pharmacy, four to six years of studies are required. Master courses in arts, medicine, and science generally take two years, while a master degree in engineering or technology can be often done within one-and-a-half years.

5. What types of Higher Education institutes exist?

Higher Education in India is the education provided by universities, vocational universities such as the community colleges, the liberal arts colleges, and the technical colleges apart from other collegial institutions that award academic degrees, such as career colleges.

The universities in India are of various kinds such as single or multi faculty, teaching or affiliating, teaching cum affiliating, and single campus or multi campus. Normally, most of the universities are affiliating universities, which prescribe the instruction of the courses to the affiliated colleges while they hold the responsibility of conducting the examinations and awarding the degrees.

While unitary universities are generally based on a single campus, affiliating universities have a main campus with many affiliated colleges and schools across different geographies. These affiliated colleges and schools are subject to the jurisdiction of the university and can be basically spread all over the country.

Hence, colleges in India are not empowered to award degrees and therefore have to seek affiliation with a university. Universities are set up both by the Central and the State Governments. There are 18 important universities called as Central Universities, which are maintained by the Union Government.

The geographical distribution of the colleges offers exiting opportunities for field research in a special region. Colleges are divided into four different categories: government, private, university, and professional colleges. Around 70% of the colleges are privately managed and more than 30% are located in the rural areas.

Additionally the higher Indian education system provides the possibility to enroll in technical and professional courses at undergraduate and postgraduate level. Undergraduate courses are mostly offered by affiliated colleges of universities while postgraduate courses are taught by the main university departments.



Two more categories of universities complete the spectrum of India's Higher Education system. The status 'Deemed-to-be-University' refers to the high quality of education and gives full autonomy to design courses, contents and syllabus to universities falling under this category. Guidelines for admissions, fees and instructions to students are autonomously defined by those institutions. The "Deemed-to-be University" status is granted by the University Grants Commission (UGC) with the approval of the Department of Education, Ministry of Human Resources Development. Another type of Indian university, the so-called 'Institutions of National Importance', are set up through Acts of Parliament and entitled to award own degrees. The admission to the institutes is through highly competitive exams and only a few institutes come under this category.

With 66 distance education institutions functioning in 60 universities besides 11 open universities, India has an enlarged outreach of distance education as well. Indira Gandhi National Open University, for example, was established to impart distance and open education especially to India's marginalised

sections of society and is open to international admission. These correspondence courses are especially well suited for part-time or working students.

The Foreign University Bill passed in 2010 will give rise to another type of Higher Education institution in India. An estimated 800 to 1,000 outposts of international universities are expected to open up over the next ten years in India.

Notably, some specialised universities also exist, such as a university for journalism and a university for Ayurveda as well as 5 universities of women's studies, 6 Sanskrit universities, 5 universities specialising on the Fine Arts, and 2 music universities.

6. What is the quality of Higher Education in India?

Depending on the university or the college you decide to study at, just like in every other country the quality of education varies. Some of the education is top notch. The Indian Institutes of Technology, such as in Mumbai or Madras, rank amongst the top universities in the world. The extensive knowledge in alternative medicine available in India may give you the chance to learn from a scholar whose ancestors have practiced this art since time immemorial.

To make the most of your interests and maximise your learning experience, you should do extensive online research, look out for university rankings, take direct initiative to talk to people from the field, and also ask for feedback from our educational experts at Career Must.

To find out about the quality of education we also recommend enquiring about relationships and academic partnerships a particular Indian university has in place. A high level of academic exchange with the rest of the world can be a great indicator that the university regularly invites outside scholars, holds seminars with international participants, and offers students to get engaged in joined research projects. These tie ups often can be discovered even in small and remote institutes, such as those doing maritime research in the coastal regions or cooperating with health initiatives in the jungles of central India.

Another resource to learn more about Higher Education in India is the media. Once you have found out more about a certain institute or scholar, do not stop, just go ahead and continue your search. The search results may guide you to further articles, studies, and reports published by the respective

departments and scholars. You thus get a reliable impression about the work and also about the quality of education that you can expect.

Be careful when you check for university rankings online and do not overly rely only on the information that you may find. Criteria for rankings vary and government studies, for example, may not always be too favorable of private universities, which constitute the large majority of Indian universities by now.

7. What can I study in India?

In India you will also have the chance to do courses that are often not even offered in most other countries. The variety of universities, the sheer number of Higher Education institutions and different regional traditions result in a great diversity of courses – many unknown to Western students, for instance. India will help you to find your future specialisation in your field of interest as so many courses are eligible.

Some of the various disciplines on offer in India are as follows:

Sciences:

- Mathematics
- Physics
- Biology
- Music
- Economics
- Computer Science

Arts and Social Sciences:

- Religious Studies
- Humanities
- Social Sciences
- Law
- Languages

Applied Sciences:

- Agriculture
- Architecture
- Education
- Engineering
- Family and Consumer Science
- Forestry
- Forensics
- Health Sciences
- Library and Information Science
- Materials Science
- Medicine
- Military Science
- Pharmacology
- Pharmacy

Performing Arts:

- Music
- Opera
- Theatre
- Film
- Dance
- Circus Arts

Plastic or Visual Arts:

- Fine Arts
- Architecture
- Ceramics
- Land art
- Metal Working
- Paper Art
- Textile Art
- Woodworking
- Film

Some of the fields popular with international students are:

- **Engineering and Technical Education:** With innumerable institutions offering undergraduate and postgraduate engineering and technical courses, India is a hotspot for finding engineers suited to cutting edge technology jobs.
- **Medical Education:** Indian medical institutes are known worldwide for providing quality medical education, also for the traditional systems of medicine such as Ayurveda and Unani.
- **Agricultural/Veterinary Education:** India is a popular destination for agricultural education as well as the study of animal, dairy, and fishery sciences.
- **Management Studies:** India has hundreds of institutes offering special programmes in management at undergraduate and postgraduate levels, such as the prestigious Indian Institutes of Management (IIMs).
- **Fashion and Design Technology:** India has always been a fashion and textile hub. As many as 75 institutes in India offer courses in fashion, design technology, and related fields.

To learn more about the wide variety of courses offered, you can also access the websites of individual institutions or universities.

8. What other study opportunities are available in India?

Apart from undergraduate, postgraduate and doctoral courses, there are many training and diploma-level institutes and polytechnics that cater to the growing demand for skill-based and vocational education. Besides conventional educational institutes, you might also be interested to study with Pandits to learn Hindi and Sanskrit in genuine settings as well as with Mullahs to study Urdu, Persian, and Arabic. You might also like to live with famed Ustads to study traditional Indian music. There is so much to enjoy about and learn from the activities of other cultures.



Whether you are interested in philosophy or religion, cuisine or dance, India will have the right opportunity for you. Sampling the diversity of local food is one of the most straightforward ways of

learning about a culture. Learning to prepare the foods by yourself yet goes another step towards developing a deeper understanding.

To give you an idea about the type of activities that you could pursue in India, have a look at the following examples:

- Cuisine
- Nature awareness (e.g. in Uttarakhand)
- Nomad studies (e.g. in Rajasthan)
- Fine Arts
- Tribal Art
- Music (singing, instruments, etc.)
- Dance (traditional, contemporary, etc.)
- Fashion
- Religion
- Philosophy

All these trainings can be conducted in their authentic settings. Learn about Islam in a centuries old madrasa, explore tribal arts in a remote village in the Indian jungles, study yoga on the banks of the holy river Ganges

Vocational training prepares learners for professions with a focus on practical activities, traditionally non-academic and related to a specific trade or occupation. Whether one trains to become an artisan or a carpenter, vocations generally contain a very high cultural content. Each region has developed and refined its own distinctive vocations, reflecting geographic and historic conditions and people's needs. Vocations vary in technique and use of materials from region to region depending on the climate, topography, availability of materials, social environment, and so on.

The legacy of these crafts is as unique and diverse as the cultures themselves. Traditional crafts have been passed down to the artisans of today, who incorporate modern ideas and production methods into their work. Vocational trainings are an excellent vehicle for understanding culture. We can learn much about cultures through the tools, techniques, and products they create.

However, many ancient craft traditions have been marginalised and concerted efforts are required to revive them. Most countries still neglect formal vocational trainings in their education systems, resulting in a gross mismatch between skilled manpower required and skilled manpower available. This

mismatch results in uncounted opportunities, whether as a student desiring to learn a vocation or as a trainer training other people.

Knowledge Must's division Training Must gives you the opportunity to learn a wide range of vocations from cooking over making music instruments to becoming a goldsmith and directly experience an alternative way of life. You will spend time with the craftsmen, learn their craft, and sharpen your skills. Learn more from our website www.training-must.com and get in touch with us.

9. What about doing academic research in India?

Many educational institutes in India offer opportunities to do research in diverse fields as security, energy, and comparative studies. One of the best opportunities to get to know the country in depth and an excellent opportunity for students to write a meaningful thesis, is to arrange for basic funds and pursue own field research in India. However, getting official permission to do research in India is often a long and tedious process.

Every foreign student intending to gain admission into research programmes, for instance, must obtain a "No Objection Certificate" (NOC) from the Ministry of Human Resource Development, Government of India. One can apply for an NOC while applying to the university by sending a copy of the filled-in "Application Form for Admission Eligibility" with the required enclosures. Another option is to wait until you get your "Provisional Admission Letter" and then only apply to the Ministry of Human Resource Development with a copy of the "Provisional Admission Letter".

This condition does not, however, apply to the international students sponsored by the Indian Council for Cultural Relations, since all these students will be automatically issued a "Research Visa" at the time of their departure to India.

10. How is the academic year structured?

Each academic year in India starts between June and August and is over in March or April. In high altitude areas courses begin in March and end in December due to the different climatic conditions in these areas. The majority of universities in India still follow an annual examination scheme and divide the year into three terms. However, more and more education institutes have introduced or are currently introducing a semester system based on the advise of the University Grants Commission.

The semester examinations are held twice a year, for the odd-semester in November/December and for the even-semesters in March/April. Annual examinations for year-wise programmes are held in the month of March/April every academic year. There is a mid-year break during summer, usually from mid May to end of July. There is also a winter vacation of 2 weeks at the end of the year. However, in some regions such as Kerala there will be two breaks, for example, one for Onam in August and another for Christmas in December which ranges from 10 to 15 days. There is no organised system of teaching during summer vacations.

11. At what stage of my studies should I go to India?



It is always the right time to go to India but in terms of an academic visit there are good arguments to carefully decide at what stage of your studies you are going to be there. As an undergraduate student you should consider visiting India in the final year of your studies. To write your thesis before going for a job or to pursue a further master degree is also a great opportunity as so many unexplored topics are waiting to be researched.

Also for graduate students the second or final year might be most suitable to study in India. You should count in enough time in advance to plan your stay, get your student visa, and maybe travel around a bit to get familiar with the country before you begin your study programme. If your visit might be only for a period of six months, have a look for the weather conditions in the region and decide for yourself if you prefer to study there during the hotter or cooler season.

12. What are the criteria to select the best suited education institute?

Take a deep breath and think about where you see yourself in some years from now; be it in a certain profession, sector or country. Ask yourself what skills you miss in your CV and what skills you can obtain in India. Make sure that you get the most out of it and evaluate the various options different universities in India hold for you.

If you are interested in social issues, but only know the theoretical perspective, look out for a university offering courses about the work of NGOs, funding agencies or international cooperation, to give just some brief examples. Filter the information you get from the multiple sources you have approached and set your personal priorities.

You should not expect the majority of Indian universities to be on an equal level in terms of equipment and facilities to what you might be used to from a Western country. The country is yet in the process of modernising its system of Higher Education. At the same time, India is already developing some of the most state of the art campuses in the world.

The university staff and scholars at every university can make a big difference when it comes to the question of what knowledge you will acquire and how that knowledge will benefit your professional as well as personal future. Look who are the experts in your field and research where they are teaching.

To select the right university also keep in mind that student life is not only about academic experience. Universities in India offer endless choice to get engaged in voluntary work, do seminars that are not part of your curriculum, celebrate religious festivals, and have yoga classes in the early mornings. Make up your mind if you want to be based in a big city or a rather a place that is a bit away from the often chaotic metros. Sometimes campus life can be rather strict for Western tastes, so please try to find out more about internal rules and regulations.

13. Are there any special language requirements for studying in India?

Most Indian universities teach through the medium of English. Since the academic programmes are taught in English, your English should be proficient. At many universities it is mandatory for students to pass English proficiency tests (from what you generally are exempted if you either come from an English-speaking country or passed another qualifying examination). However, at most universities special language classes are offered for those weak in English.

In case of professional courses, and for science and technical subjects, English is exclusively used for teaching. For the Humanities, Social Sciences, and Commerce faculties, for instance, the medium of instruction can be both in English and in regional languages. Postgraduate education is generally conducted in English.

14. What about admission formalities?

Contact the registrar or foreign student adviser of the institute or the respective head of the department to take care of the admission formalities. When the processing of the applications is completed, you will be notified of your admission status and if you are found eligible then a "Provisional Admission Letter" will be issued from the educational institute for the purpose of obtaining a "Student Visa".

Some courses and institutes have a highly competitive selection process. For example, the admission tests for the Indian Institutes of Technology, the Indian Institutes of Management, and the All India Medical Institutes are considered to be among the toughest anywhere in the world. For the Indian Institutes of Technology, 100,000 students in the country take the test and less than 2,000 are selected. But no worries, at many universities a certain percentage of seats is specially reserved for foreign students.

The following examinations are considered as minimum admission requirements for first degree programmes, including professional disciplines:

- GCE Examination of the UK (with certain requirements depending on the specific course)
- Baccalaureate Examination of France
- International Baccalaureate of Geneva
- High school graduation from an accredited institution of the USA
- Intermediate/Senior Secondary/Higher Secondary/Certificate level examination of the approved Board of Secondary Education in Bangladesh, Pakistan, Iran, Iraq, Bahrain, Kuwait, Jordan, Saudi Arabia, and other Gulf countries
- Twelve years of secondary stage qualifications of the National Examination Board/Council of the Ministries of Education of Kenya, Nigeria, Uganda, and Tanzania

However, the universities in India are autonomous and are free to establish regulations of their own, related to the acceptance of qualifications from countries other than India. The Association of Indian Universities (AIU) has been accepted as an accredited agency at the national level for undertaking the assessment of foreign academic credentials. It is advisable to apply for admission along with a copy of the syllabus of the qualifying examination passed by you in your home country.

15. Where to find counsel and information regarding studying in India?

Next to this guide book published by us, Knowledge Must also offers its expertise and direct counselling. Get in touch with us to learn more. Of course, there are also other sources to find information and counsel. Scholars at your home university might have worked in the region or know others you can send an enquiry to. Also make sure that you inform yourself about outstanding scholars in your subject area who are teaching at Indian universities. To learn about their academic profile will give you an idea how you can benefit from their expertise and what the emphasis in their teachings will be. Do not miss out to talk to Indian students that you come across on your own campus and ask them for their suggestions, too.

Do not be afraid to also get in touch with academic branch offices of international universities based in major Indian cities, even if you are not affiliated with them. These institutions will often be able to get you in touch with university departments and facilitate contacts on your behalf.

Various online forums also deal with the issue and you can get additional first hand experience connecting with others. Internet-based research also plays a key role in developing awareness of study options. You can find email addresses and phone numbers of Indian and foreign student associations to talk to and who already have the information you are looking for. Learning from their inputs and suggestions can save you from disappointments and helps to avoid mistakes.

The Indian Embassy or Consulates in your country of origin is well informed about bilateral initiatives in the field of Higher Education. Make sure you also talk directly to the universities and international departments handling admission of foreign students. You should definitely calculate in some time to make calls and ask for numbers of people able to assist you.

Magazines such as Frontline, Outlook, India Today or daily English newspapers (all available online through www.samachar.com) have regular features on Higher Education in India that inform the readership about new curricula, subjects, and trends at Indian universities. Often Indian cultural and art magazines publish articles on institutions and centers that are run by spiritual teachers and masters of crafts or like at Shanti Niketan in West Bengal combine Western with traditional Indian education.

Useful starting points for further research will be the websites of the University Grant Commission (www.ugc.ac.in) and the Association of Indian Universities (www.aiuweb.org).

16. Why pay for study placements?

Paying for study placements has many obvious and less obvious advantages. However, you might wonder, where exactly is your placement fee flowing to? The placement organisation acts as a middleman for students and educational institutes, providing the former with administrative and logistical support, while providing the latter with capable and motivated bodies and brains. These organisations cover their costs by the placement fees they charge foreign students.



Of course you can also organise your own study experience and take care of all the logistics by yourself. Independent study abroad will be an option for those experienced of living and working among people of other cultures and seasoned international travellers. To study independently in India, do some research on reputed universities offering courses in your field of interest and optimally visit them to get a feel for whether they are suitable or not.

But keep in mind that without a partner, students have to independently locate educational institutes, apply to the relevant authorities, arrange housing and transportation, etc. This often takes more time, energy, and in some cases money, than coming to India with the support of a placement organisation.

Placement organisations provide a wide range of support to students including pre-departure support such as visa facilitation and on-site support. This support is what gives both you and your family peace of mind that your health and safety are ensured.

17. Who can study in India?

"Get over the idea that only children should spend their time in study. Be a student so long as you still have something to learn, and this will mean all your life."

- Henry L. Doherty

Everybody who is at least 18 years of age can come to India for study. No upper limits! Also regarding potential timeframes there is much flexibility. Study opportunities can vary between a week and several years. However, if you want to get deeper into the culture and want to experience more of the country, then you should try to stay at least for a couple of months.

18. What visa do I need for studying in India?

In India, there are many different types of visa, for example for tourists, businessmen, journalists, and researchers. International students generally come to India on a Student Visa. No foreign student will be admitted to university or any other recognised institute of Higher Education without a Student Visa.

As per the Student Visa policy introduced by the Government of India, regular Student Visa will be given by the Government only to prospective students who have firm letters of admission from Indian universities, colleges or other recognised educational institutions. Students not having firm letters of admission from institutions or universities are issued a Provisional Student Visa, valid for 3 months, by the Indian missions abroad, on the basis of provisional letters of admissions. Within these 3 months, your admission needs to be confirmed otherwise you will have to leave India.

The Student Visa fee depends on the nationality of the passport holder and the duration of visa applied. The visa fee is charged once at the time of issuance of the Student Visa for completion of the course or for 5 years whichever is less.

Before applying for any kind of visa, make sure that your passport is valid for a minimum of six months beyond the date of intended departure from India. Applicants who are not citizens in their country but residents must send a copy of their residence permit with the application. It is always advisable to consult the respective embassy in your country, for example, the Indian Embassy in Spain, Germany, Italy, etc. There you will find most of the information concerning your visa. Please also get in touch with us to learn more about the best suited visa for your particular purposes.

Registration of visa is required for all foreigners visiting India on long term (more than 180 days) Student Visa, Research Visa, Employment Visa, Medical Visa, Medical Attendant Visa, and Missionary Visa. These visa types will be required to be registered with the concerned Registration Officer within 14 days of arrival in the country, irrespective of the actual duration of stay.

Foreigners visiting India on other categories of long-term visa, including Business Visa and Entry (X) Visa, do not require registration if the duration of stay does not exceed 180 days on a single visit. In case you intend to stay for more than 180 days on a single visit, you should get yourself registered well before the expiry of the 180 days.

Please also take note that with the change in Tourist Visa regulations there needs to be a gap of at least 2 months between two visits to the country on a Tourist Visa. In case you want to re-enter the country within two months, permission should be sought from the Head of Mission concerned indicating the specific reasons for another visit within a short period. In such cases registration would be required within 14 days of arrival.

Visa extensions up to 15 days on any type of visa is generally granted if you cite reasons such as illness, death in the family, non-availability of flights, etc. Generally, specific powers of visa extensions beyond 15 days and conversion of visa for foreigners residing in India, vests with the Ministry of Home Affairs in New Delhi. However, note that the change of visa type from one category to another is normally not granted.

Change of the original education institute by a foreigner who has come to India on a Student Visa is generally not allowed on the same visa. You will be required to go back to your own country and come to India again on a fresh Student Visa. However, a registered student, who has completed graduation, can apply for extension to carry out a postgraduate course from the concerned FRRO/FRO cum Superintendent of Police, provided he produces an authentic certificate from his institution.

19. How do I register with the Indian authorities?

In India, the Foreigner Registration Office is the primary agency to regulate the registration, movement, stay, departure, and extension of stay of foreigners. In cities like New Delhi, Mumbai, Kolkata, and Chennai you can find a Foreigner Registration Office. In other places, the Superintendents of Police (SP) of the Districts act as registration officers for foreigners.

For the process of registration the following documents are required:

- Photocopy of the passport and initial visa
- Four passport photographs
- Details of residence in India
- Proof of sufficient funds for non-scholarship students
- Confirmed letter of acceptance or a provisional admission certificate from a university or a college or other educational institution
- HIV test report from one of the WHO recognised institutions (for people in the age group of 15 to 60 years that are visiting India on a visa for more than one year)

Registration is required to be done only once within the stipulated period, even though you may go out of India on multiple entry facility during the validity of the visa. Only if you enter India on a new visa will you be required to register again. Upon completion of your stay in India you should surrender your certificate of registration to the officer of the place where you are registered or of the place where you intend to depart or to the immigration officer at the port of exit from India.

20. What is the cost of study in India?

Indian universities offer education at more competitive rates than most other recognised universities in the world. The average cost of studying in India is approximately one-fourth of Western universities, for instance. As an example, the average per annum rates (tuition fees including accommodation) for undergraduate programmes are:

Euro 1,000 to 2,000	for Science / Arts / Humanities / Social Sciences / Commerce / Management
Euro 2,000 to 4,000	for Hotel Management / Engineering & Technology / Biotechnology
Euro 4,000 to 15,000	for Dental / Medicine

21. How much do I spend on living?

The transport by bus, rickshaw or train is the cheapest and safest way to travel in the splendid scenery and great geographical diversity of India.

The official currency in India is the Indian Rupee (INR). The exchange rate fluctuates mostly between 55 and 70 INR to 1 Euro. You can find out the exchange rate any time at www.xe.com. Make sure to retain your receipts whenever you exchange any currency or traveler's cheque to Indian Rupees or withdraw any money from the ATM. You will be asked to show this receipt when you want to exchange Indian currency back to any other currency upon your departure.

The transport by bus, rickshaw or train is the cheapest and safest way to travel in the splendid scenery and great geographical diversity of India. For short trips within the cities you will normally use an auto-rickshaw. For 10 km all the way across Delhi, for example, you should pay 70 INR (Indian Rupees) maximum, which is slightly more than 1 Euro. As the drivers sometimes try to charge strangers (but also locals) a highly over-priced fee, it is all about bargaining, which can be lots of fun. At the same time these experiences will be a good practice for other daily situations. Taxis are around double the auto-rickshaw price but also more comfortable. Take one if you want to have a nostalgic ride in the typical black and yellow Ambassador cars, which were copies of the 1950s British Morris. For costs of travelling see FAQ number XX "What about travelling in India?"

Of course, you will also need a place to stay for your time in India. There is a big range of prices, depending on the location and interior. You get a very simple room in a shared flat for around 7,000 INR per month (about 120 Euro) but also a more luxurious, spacious shared-flat room for around 20,000 INR (about 330 Euro). But keep in mind that these prices can only be considered as broad guidelines, because prices differ immensely from region to region. See FAQ number 11 "How do I find an accommodation?" for further information.



On the other hand, many items can be purchased in India for a lower rate than in most other countries. For example, to furnish your room, you can cheaply purchase beautiful sheets, furniture,

plants, posters, lamps, and many other items that will make your living environment comfortable and cozy. Prices within India for the same item or service can also vary heavily. For example, you can visit a local cinema for as little as 30 INR or pay 300 INR for a seat in one of the many new multiplex cinemas.

22. What about food in India?

Indian culinary traditions are extremely diverse and justifiably famous throughout the world. You very likely will have tasted Indian food in your country, but this will only be a tiny part of India's extraordinary range of foods. Indian cuisine is famed for its spicy edge. Even food items people do not mostly associate with spiciness are often richly flavoured with spices in India. To the uninitiated it makes sense to start slowly and gradually build up your capacity to stomach the heavy spice combinations, but for those who have an affinity to spicy concoctions, it usually is love at first taste!

You will get tasty Samosas, a famous Indian snack with spicy boiled potato stuffing inside a crispy flour dough served with spicy chutney, at almost every corner (around 5 INR each, 0.08 Euro) or you can go to a restaurant and try the immense variety of Indian cuisine's dishes. Indian food is famous for the use of numerous spices to create flavour and aroma. Pay 50 to 400 INR (0.7 to 5.7 Euro) for a sumptuous meal, which will appeal to all your senses.

Each region and each state has its own unique food. Among the popular dishes in North India are Mutter Paneer (a curry made with cottage cheese and peas), Pulao (fried rice), Daal (lentils), Dahi Gosht (lamb in yoghurt sauce), Butter Chicken, and of course Samosas. In South India you will not get around Idlis (steamed cakes made from rice batter), Dosas or Uttapams (pancakes made from a batter of rice and lentil flour). These are just a few examples, because fully covering the huge variety of Indian food probably would take hundreds of pages. So while in India, take every chance you get to sample and savour local food and specialties. Do not hesitate to also try out the street food stalls to spend some time with the locals.

Food safety is an important issue during your stay in India, as many foreigners fall sick due to polluted food or beverages. If you cannot resist the tempting treats of street vendors and their food variety (which most people cannot), we suggest you to look for places that are very popular with local people and foods that are freshly prepared in front of your eyes. Poor food preparation, cooking, and storage are fairly widespread, so please take extra care.

Vegetables and fruits in general are available at every bazaar for a very small amount of money. Imported products such as chocolates are usually a bit more expensive as they are at home. You may like to try to cook Indian food (or maybe just Spaghetti), but you can as well go out for dinner every day, which might be even cheaper. If you do not feel like going out, you can as well order at almost every restaurant or fast-food-wallah and they will usually deliver it for free.

Please also note that tap water in India is generally not safe to drink. We recommend that you purchase bottled water for your consumption (but make sure that the seal is not broken). You can also request your hosts to boil water for you to consume or request filtered water in hotels and restaurants.



Alcoholic drinks are always comparatively expensive. A bottle of local beer costs 20 to 50 INR (0.30 to 0.70 Euro) in the shop but restaurants, bars and clubs will charge you between 120 to 350 INR or even more. So going out (in the sense of Western nightlife) costs in India about the same as back home (although you mostly do not pay entrance fees), because clubbing usually is for higher income groups. Nevertheless, it is affordable for a growing number of people. Going to the movies, for example, will cost you around 20 to 250 INR (0.30 to 4 Euro). Besides, there are plenty of other cultural events, mostly for free.

23. Is India dangerous?

India in general is a very safe country. Indians are very helpful and hospitable people. India is a democracy and the rule of law is mostly respected (even though the courts are often painfully slow in administering it). You can move freely around the country.

For all countries, there will always be some places where it is very safe and some where it is not. As in every other country in the world, savvy and caution are the best weapons against theft or worse. The role of women is different in Indian culture than it is for example in Western Europe. To avoid provoking the unnecessary, women should not wear revealing clothes like short skirts and tight tank tops and should keep in mind that an Indian man may understand certain behaviours or gestures differently than for example a man in their own country. Wearing local clothes will decrease the amount of attention you receive.

But please do not jump to early conclusions. India is generally safe for women; just make yourself aware of the cultural differences. Larger cities tend to be more modern and people are more used to seeing tourists and expats, so there is more flexibility in terms of what kinds of clothes are acceptable. Further, it is needless to say that you have to be careful of pickpockets in crowded places. Hygiene is a very important topic in India as well and diseases can be a serious danger to your health. But when you follow some simple hygienic rules you can reduce risks to a low level. Malaria and dengue can be a danger in certain areas but there are effective ways to protect yourself from mosquito bites and reduce the risk of an infection to a minimum. Ask your family doctor or a medical institute in your area for detailed information.

Foreigners in India often attract the attention of beggars, frauds, and touts. Beggars will often go as far as touching you and following you around. In what might be counterintuitive to you, we recommend that you do not show any emotions or even say out loud "No". The best response is to look unconcerned and ignore their behaviour. The more attention you pay, the longer they will follow you hoping for a payback. It will test your patience, but this strategy generally is the most effective.

Never carry your passport/visa, credit cards, traveller's schedules or other travel documents in your shoulder bag or backpack – try to always carry them on your person or store them safely away in your hotel or home. Do not show off your wallet or valuable goods in public. Be particularly cautious about your possessions in crowded areas such as local festivals, markets, tourist sites, railways, bus stations, or on trains and buses.

Only keep enough money for your immediate needs in your pocket and hide the rest on your body or store it at a safe place. Ensure that you are aware of the values and appearances of different local banknotes to avoid being short-changed or handed duplicate money.



As a final note, try to stay clear of conflict areas. It is advisable to consult reliable sources of information such as your embassy or Knowledge Must to request information about the latest political developments. Ask for advice before heading to Kashmir or certain areas in northeast India, as both areas have long-running insurgencies. But there is very little physical violence affecting foreigners in India, even in conflict zones. The most likely danger to your physical well-being in India definitely comes from the crazy traffic that almost

borders on the insane. So keep your guard when crossing the street!

24. What if I get ill?

Medical care in India in general has lower standards than for example in Western Europe but it depends largely on the specific geographical area. If you get ill, your first choice should be a modern hospital, which you can nowadays find in every major city in India (for instance, Max Hospitals and Apollo Hospitals). Usually any hotel or landlord will know the safest and best clinic in case of need. The healthcare sector has witnessed an enormous growth and due to this, some Indian hospitals have very high international standards and so you should generally be in good hands there.

You will have to pay for the medical treatment in advance: A consultation is about 200 to 600 INR (about 3 to 10 Euro) but laboratory tests, with an amount of 500 to 3,000 INR (about 8 to 50 Euro) as well as staying in a hospital can be more expensive. Carrying sufficient funds is therefore absolutely essential, as your expenses for medical treatment are usually refunded by your insurance company only at the time you are back home. To avoid delays or trouble with being refunded, make sure you receive a receipt from the doctor who treated you, along with an exact diagnosis.

Next to modern medicine, India is a treasure trove for systems of traditional medicine. Ayurveda ("science of life") is the most famous of these, but also Siddha and Unani are very popular. These medical systems are based on thousands of years of experiential observation and for many ailments locals will rather employ a traditional remedy – they might also well work for you.

Besides, many university campuses have their own medical institute attached to them, where students are treated for minor ailments like fever, cough, cold, etc. However, for specialised treatments, you might have to use hospitals outside the campus.

25. What kind of healthcare do I need?

Again it depends on multiple factors like your state of health, duration, and area of stay. In any case it is recommended to buy travel insurance, get immunised, and take along a medical kit. Which items might be necessary for a personal medical kit, you can find out by asking a chemist or doctor in your town. Please note that even if you currently have insurance, it most likely does not cover travel outside your homeland's borders - no reason to despair as short- and long-term travel insurance is readily available and mostly very affordable.

Travellers to India mostly experience medical problems like upset stomachs and diarrhea. If these persist, you should seek medical advice. We suggest that you pay any costs up-front and then file a claim with your insurance company to get your medical expenses reimbursed once you are back home. For larger expenses, it is also possible to arrange for your insurance company to pay the hospital or medical provider directly, but this often takes a considerable amount of time and many phone calls.

You may feel that you need to purchase all medicines at home to bring with you such as Paracetamol, Imodium, and other emergency products. This is not really a necessity as all the basic remedies you could possibly need are available at local pharmacies at a fraction of the cost. Medicine is very cheap in India but please have in mind that some medicines which might be essential for you are not easily available in more remote places.

These basic vaccinations for travellers to India are recommendable: diphtheria, tetanus, hepatitis A and B, polio, and typhoid. Rabies and Japanese B Encephalitis immunisations are recommended for long-term travellers (longer than 3 months). In any case it is important to seek medical advice. Before leaving for India, another way of getting more information on immunisation is to go to an institute for tropical medicine in your area.

26. How do I find an accommodation?

Virtually all Indian institutions provide hostel accommodation for international students in hostels located on campus. However, if you wish, you can also stay independently outside. In general there are several ways to find an accommodation in India. A first step could be to search the Web. There are multiple Internet forums you can check out, where different people exchange their experiences and useful advice. Some embassies are providing lists of people or agents who offer a place or at least assistance with finding an appropriate accommodation.



Knowledge Must can also assist you in finding a shared flat or an individual flat for yourself. Due to our large network it is also possible to arrange a stay with an Indian family, which could help you to adapt more readily to an unfamiliar set of values, habits of thought, and patterns of behaviour. We help you to find accommodation that meets your requirements. Please get in touch with us via our website www.knowledge-must.com.

27. Can I get financial support?

Generally, life in India is really cheap. Therefore studying, combined with an adventurous holiday to discover India, is really affordable. Even more, studying in India is probably more favourable than at home. Obviously, you still need to ensure to have access to sufficient funds during your stay in India in order to be able to cover your various expenses that (of course, heavily dependent on lifestyle) may average on 100 Euro per week. With this amount you can have a nice and convenient stay even in the most expensive cities like Delhi and Mumbai. There are usually plenty of stipends, grants, and travel allowances available, which stay mostly unknown to the broad mass of potential applicants.

If you are an applicant from an EU country you have lots of opportunities to get financial support. Along with travel allowances, scholarships of 50 to 400 Euro can be obtained by applicants. Here you will find a listing of international scholarship programmes: www.internationalscholarships.com. If you

are an applicant from the USA you can check out the website www.finaid.org/scholarships. The following database is also dedicated to listing scholarships for international applicants in specific countries: www.iefap.org.

For example, if you are an applicant from Germany you can check out the website www.stipendienlotse.de, a site supported by the German Federal Ministry of Education and Research. For German nationals, the most common way to get financial support is the programs of the DAAD (German Academic Exchange Service / www.daad.de). They offer, for instance, travelling allowances or short-time scholarships and on their website you will also find a list of additional organisations offering financial support.

Also the Government of India grants some scholarships under various schemes. Some of the government-sponsored grants available in India are: General Cultural Scholarship Scheme, Cultural Exchange Programme, Commonwealth Fellowship Plan, Reciprocal Scholarships Scheme, Technical Cooperation Scheme of the Colombo Plan, SAARC Fellowship Scheme, Apasaheb Pant Scholarship Scheme, ICCR Scholarship Scheme, and Craft Instructors Scheme. You can contact the nearest Indian Embassy for necessary information about them or visit www.educationsupport.nic.in. Indian universities and other educational institutes generally do not provide grants for study.

Depending on the organisation you are applying to for financial support, you will need to do some paperwork. To get all the necessary documents ready may take some time, so make sure to start the process of application as early as possible.

Talk to us for further information! We will be happy to assist you in realising your plans to study in India.

28. What to bring to India?

Light cotton clothes are advisable in the dry and wet period; for the cool season one has to keep in mind that it can get really cold in the northern regions of India. By and large, one is well advised to take just the most necessary pieces of clothing to India because clothing is very inexpensive. From tailor-made clothes to most international brands, if you want to take advantage of the almost infinite shopping opportunities, you should have enough space in your bags.

All kinds of cosmetics and toiletries are available in supermarkets and malls. Sun protection is not common and comparatively expensive. Insect repellent is always available and can be bought in India. Tampons are generally easy to buy in the cities. Generally, cosmetics and toiletry items are about the same price as they are in a Western country. Hygiene is important when you come to India. Therefore you may like to bring some disinfectant spray or disinfectant cleansing

tissues, since bathrooms are not always clean or available. However, do not be too paranoid about falling sick. Psychology plays a central role in your staying healthy.



Electricity in India is 50 cycles (HZ) and 230-240 V and the outlets are two- or three-pronged. Some appliances you bring from home may need adaptors for the plugs, which are available in most supermarkets and hardware stores. Other essential items are: that book you really wanted to read, nail scissors, camera and all the cords, as well as cables and chargers you need for your electric devices. Since power cuts are common (especially in the hot period), bring a torch although you can as well buy one once you arrive.

Also do not forget to bring: engagement, curiosity, love for adventure, and – most importantly – patience. Spend a week before you leave building it up and hold it in reserve for those frequent times when you will have to wait for a train running late or when you bargain a shirt of 250 INR (4 Euro) down to 100 INR (1.50 Euro), which sometimes takes long but thus can be even more fun. And don't worry too much about forgetting something at home. Most items can be purchased locally and often at cheaper rates than back home. However, please make sure that you pack all your key documents and papers – passport, copy of passport, transport tickets, credit/ATM cards, and optimally one additional form of ID.

29. How do I get from the airport into town?

Your employer may arrange an airport-pickup for you. If you will be staying in a hotel, you can ask there to be picked up as well or you can tell us to make arrangements for you. In case you want to try it on your own, the safest and most convenient way is to hire a prepaid taxi. You can find prepaid taxi

booths at the airport. They are operated under the direct supervision of the traffic police. It helps to avert over-charging, refusal, misbehaviour or harassment by the drivers. You simply go there, tell where you want to go, and then a duly signed receipt indicating the taxi number, destination, service charges, and the fare will be given to you.

30. How is Indian campus life?

Indian campus life is vibrant and multifold. If you are interested in socio-political issues, sports, festivities, music or any other aspect of Indian culture you will have a great time spending some of your days within the premises of your Indian university. Often the universities organise weekend trips for whole faculties and offer workshops on specific topics, such as arts or politics. By now campus festivals with Indian bands or dancing ensembles are organised on a regular basis in the major cities. Cheap food, snacks, and other goods of daily need are also usually available on the campus; if not there will be a general store close by where you can get everything you need.

If you are planning to also stay on the campus in a student hostel make sure to inform yourself about regulations and closing hours as they are managed in a much stricter way than you might be used to. Often you can face difficulties having friends staying in your room overnight, in females hostels usually no male students are allowed to enter, and rooms are shared with one or two other students. Getting in touch with your fellow students is much easier than in other parts of the world due to the overwhelming Indian hospitality. From day one you will make friends in India.

31. Where do fellow foreign students mostly come from?

A large number of students visit India every year from all corners of the globe to satisfy their desire for education. Individuals from countries like Afghanistan, Bangladesh, Bhutan, Ethiopia, Fiji, Iran, Iraq, Japan, Jordan, Kenya, Ghana, Lebanon, Malaysia, Mauritius, Myanmar, Nepal, Sri Lanka, and Syria account for the major number of foreign students enrolled at Indian institutes of Higher Education.

The quality education in India coupled with the unique cultural traditions is attracting more and more international students to come to Indian universities. Higher Education is highly subsidised in India and therefore affordable to many students coming from less developed countries. Visitors from neighbouring countries often feel a greater sense of belonging and confidence, as they have many social and cultural values common with India. However, students from Western countries are

increasingly venturing to India to experience the diverse culture and benefit from the many emerging opportunities.

32. How do I get to know other people?

Getting to know other people in India will probably be the easiest part of your stay. Either by sharing a flat, socialising with colleagues at work, clubbing, cultural events or, for example, a movie-evening at an embassy, you will get to know a lot of interesting, open-minded people from almost all over the world – and especially from India – in a really short time. In India it is astonishingly easy to meet “important” people and to broaden your network. In any case, you will live in an Indian neighbourhood and will have plenty of opportunities to get to know people.



“The cure for boredom is curiosity. There is no cure for curiosity.”

- Dorothy Parker

Based on experience it is possible to say that you will meet new people nearly every day. Therefore make sure that you have enough space in your pocket for the dozens of business cards you will get from them. In addition, hospitality is a mantra for most people in India. The Sanskrit saying, "Atithi Devo Bhava", which means "the guest is god", underlines this priority very well, so it can happen very easily that you drive around with the auto-rickshaw and end up being invited by the rickshaw-wallah to his house where his wife serves you a cup of hot masala chai and the most delicious Indian food.

33. How can I spend my leisure time?

Newspapers including the Hindustan Times and The Times of India carry daily and weekly listings and information on interesting events. For Delhi, Mumbai, and Bangalore the famous Time Out magazine is published and gives you lots of ideas of what is up in the city. In Delhi, for example, there are other

local magazines such as First City and Delhi Diary. Visitors from Germany, for example, can consult the website of the Goethe Institute, which is known as Max Mueller Bhawan in India (www.goethe.de/lns/in/ned/enindex.htm).

For applicants from France it is always useful to look at the website of the Alliance Francaise in India (www.afindia.org), which also offers the chance to take part in cultural activities. For major cities like Mumbai, Bangalore, Chennai, Hyderabad, Kolkata etc. you can check out the website www.burrrp.com. This site provides you with the latest information about nightlife, shopping, events, exhibitions, and so on. Besides that, you will hear about a lot of events by word of mouth and never will have to worry what to do and whom to go with.

But also outside of the cities India has a very lively cultural scene. If you are willing to adjust a little bit, you will be able to make the most of the local festivities and religious observances you are most likely to encounter. Ask around to learn about things that are happening. Often you will end up being a guest of honour at a marriage or shaking a leg during some lively celebrations.

Even if you are living in one of the big cities, make it a point to visit the surrounding rural areas. You will be stunned by the many natural marvels and genuine peasants and herders you are going to meet there. Do not feel intimidated by their traditions. Indians tend to be very curious by nature. Your visit to the most far-off places will generally not be perceived as an intrusion – quite the contrary. People will seize the opportunity and pour all their curiosity on you!



Besides, with our division Culture Must (www.culture-must.com) we offer you many opportunities for immersion, covering a wide range of culture-specific activities. These can be something as leisurely as our regular cinema screenings of local blockbusters as well as art cinema or more strenuous as week-long rituals during religious festivities. Joining in festivals will give you a spectacular opportunity for

firsthand glimpses of local celebrations and developing an understanding of the symbolism behind these events. During the evenings, you also get the chance to attend local receptions, parties, weddings, or concerts of contemporary, traditional, or spiritual music. Every culture is unique in its own special way. We can sense each other's differences as we can taste spices in food.

With us you will access cultural realms through the arts and beyond, and celebrate cultures in all their diversity. For example, our venture Sound Tamasha (www.sound-tamasha.com) is an event series promoting the exchange of determined artists from the music scenes of India, China, and Europe. Including musicians, DJs, performers, and other creative minds, the driving spirit of the collaboration is to connect across cultures through different forms of musical expressions.

Our websites, newsletters, and personal invitations will keep you updated about any upcoming sports event, music collaboration, art exhibition, film and photography project, intellectual discussion, or workshop. We are looking forward meeting you on one of our next immersion activities. Many new friends are awaiting you!

34. Do I have to speak any local language?

Communication is the key to a good education. That is why we recommend you to learn at least a small amount of the local language.

Do note that many languages are spoken in India. In fact, there are 22 official languages in India. The most important is Hindi, which is widely spoken all over north India as well as in many regions in the western, eastern, and central ranges of the country. This language acquired its current form over many centuries and numerous dialectical variations exist. Hindi is based on the Khariboli dialect of the Delhi region and differs from Urdu (national language of Pakistan and an officially recognised regional language of India) only in that it is usually written in the indigenous Devanagari script of India and exhibits less

हिन्दुस्तानी
ہندوستانی

Persian influence than Urdu, employing a more Sanskritised vocabulary.

"Rashtrabhasha ke bina rashtra goonga hai." ("A nation is dumb without a national language.")

- Mahatma Gandhi

Although English is popularly assumed to be a widely spoken and understood language in India, it is still far from sufficient for understanding Indian culture. Basic knowledge of a local language is a reasonably small task to achieve and should be included in anybody's preparations. Learning a selection of key words or expressions specific to your sector or profession enables you to reach out and find or provide meaning in conversations.

Language Must, a division of Knowledge Must, offers you exactly this opportunity. You will get to know the Indian culture from a totally different perspective, widen your career choices, and express your thoughts more clearly. With our enjoyable and result-oriented language training programmes you will develop practical language skills. The innovative range of individual and group trainings teaches you the expressions for your chosen destination and soon you will realise that learning the local language means gaining access to the life world of the locals. Please visit www.language-must.com to learn more about our language offerings.

35. Why should I learn Hindustani?

For most of India, learning Hindustani language will be an excellent investment of your time, as it functions as the lingua franca and will allow you to communicate with the maximum amount of people in the country across most of India's varied geography.

Hindustani, also known as "Hindi-Urdu", is a term covering several closely related dialects in Pakistan and India, especially the vernacular form of the two national languages, Standard Hindi and Urdu. Hindi and Urdu can be seen as a single linguistic entity, the key difference being that Urdu is supplemented with a Perso-Arabic vocabulary and Hindi with a Sanskritic vocabulary, especially in their more literary forms. Besides, the difference is also sociolinguistic. When people speak Hindustani, Muslims will usually say that they are speaking Urdu and Hindus will typically refer to themselves speaking Hindi, even though they are speaking essentially the same language.



Why study Hindustani?

- Depending on definition, Hindustani / Hindi / Urdu is the second or third most widely spoken language in the world, after Standard Chinese and maybe English. If second-language speakers are included, the combined number of Hindustani speakers rises to about 800 million.
- With its rapidly growing economy, India has opened the doors for many opportunities. There are many professionals wishing to connect to India and work there. Knowledge of Hindustani will pave the way to success.
- Since not many outsiders have yet mastered Hindustani, early movers command outstanding employment opportunities.
- In India almost every state has its own distinct cultural background, dances and music, prayers, rituals, languages and dialects. With the help of Hindustani you will be able to unravel this diversity in major parts of the country.
- Accessing India via English only will give you a heavily distorted picture. For instance, the picture of India depicted by the English-language media is incomplete and needs to be supplemented.
- India is also the birthplace of several great religions such as Hinduism, Jainism, Buddhism, and Sikhism, and other religions such as Islam and Christianity have found an important new home there. Via Hindustani you will get a simultaneous exposure to this diverse range of religious traditions.
- Hindustani is an increasingly international language that is widely spoken in other South Asian countries (Pakistan, Nepal, and Bhutan) and also in other countries outside Asia (Mauritius, Trinidad, Fiji, Surinam, Guyana, and South Africa). Hindustani language also allows one to communicate with the growing South Asian diaspora all over the world.
- Studying Hindustani will not only increase your knowledge of South Asian culture, but will also open new horizons for you. Whether you want to enjoy some of the about 1,000 Hindustani/Hindi/Urdu films produced each year or study Hindustani to be able to conduct original research in India, Language Must will accompany you on your way to fluency. Whatever

your particular objectives, as citizens of a rapidly globalising world you will undoubtedly benefit from studying Hindustani.



Hindustani can provide the key to successful cultural immersion, since it is the true lingua franca of India. In order to grasp India, Hindustani is a must!


36. What do I have to know about Indian business life?

Generally speaking, business in India takes place in a much more relaxed and informal way. Still try to be punctual even if traffic in India is heavy and unpredictable. It is also advisable to confirm your appointments to make sure they were not cancelled at the last minute. Doing business in India involves building relationships. Indians like to establish social relationships first, so don't dive immediately into business conversation. Critique has to be uttered very carefully and only in privacy, because otherwise your behaviour will be seen as disrespectful. Westerners, for example, are often found to be too direct/straight forward when it comes to business. Also carry heaps of business cards with you because everyone will ask for one and everyone will offer you his or hers.

37. What should I DO/DON'T do?

- DO be patient when things take more time than you are used to.
- DO get in touch with the locals to learn more about India.
- DO show an interest in the people around you.
- DO make it a point to wear Indian clothes for occasions like weddings and other traditional festivities.

- DO act carefully with tourist touts and other intermediaries working on a commission basis for hotels, shops, and travel agencies.
- DO act firmly if the rickshaw driver wants to take you to a different destination from where you want to go and insist to be dropped where you really want to reach.
- DO consider buying a pair of cheap, comfortable sandals for your trip. Footwear is generally forbidden in places of worship, and some museums or historic monuments also require you to remove footwear. It is good to wear a cheap pair of sandals or slippers, since they are less likely to go missing in the hustle and bustle of those places (while also saving you considerable time).
- DO carefully wash your hands before eating and keep your fingernails short as many of the Indian dishes are savoured by directly by hand.
- DO use your right hand while eating and receiving food. The left hand is considered unclean.
- DO be aware that physical contact between men and women can be a taboo in India. Men and women will usually not shake hands.
- DO put up a token friendly argument when it comes to who pays for purchases or bills at restaurants. This is considered good etiquette in India.
- DO be on time. Although Indians may not be punctual, they will probably expect a foreign guest to be on time.
- DO keep in mind that Indian hospitality obliges hosts to go out of their way to fulfil your requests, even if this means a strong inconvenience to them. It is your reciprocal obligation as a guest to take care of not being too heavy of a burden.
- DO respect the diverse customs of local ethnic groups (often vastly different from the Indian mainstream).



- DON'T show frustration or anger in public.
- DON'T shy away from approaching or talking to people when you have a question.

- DON'T give money to children as they will mostly have to give it to an intermediary who they are working for.
- DON'T drink alcohol in public.
- DON'T drive home at night time with people you don't know or you just recently met especially when you are a woman.
- DON'T take pictures at ports or in the metro. It is not allowed.
- DON'T use your left hand to pass items, especially food.
- DON'T shake someone's hand unless they extend their hand first.
- DON'T touch children on the head, because the head is considered a sacred part of the body.
- DON'T point your feet at a person. Feet are considered unclean.
- DON'T voice any opinions publicly that are contrary to India's laws and code of ethics and morals.

38. What about travelling in India?

No visit to India would be complete without the experience of travelling and exploring the beauty of this extremely diverse country. Therefore you *should* travel around in India and discover the Himalayan mountains in the north by going on a trekking tour or just relax on South India's golden beaches. Anyway, to travel around in India is very cheap. Either you want to go on a tight budget (rooms for around 100 to 500 INR per night / 1.5 to 8 Euro) or allow yourself a bit more if you like by staying in ancient palace hotels (rooms for around 1,000 to 5,000 INR / 15 to 80 Euro) which is again still very affordable considering what you get for the price.

On the one hand travelling by train or bus is very inexpensive but on the other hand it can be very time consuming. Reasons are the undeveloped infrastructure, delays and other unpredictable incidents like elephants, cows, and camels crossing the street. So be prepared and therefore also keep your camera always ready, because you will get extraordinary pictures. A faster way is travelling by plane with one of the many domestic air-carriers, which is, because of the intense competition in this sector, also affordable. Besides, you should always plan in a couple of weeks for travelling before or after your studies. You can also have weekend trips to places near your Indian home. Opportunities are almost infinite!

"Certainly, travel is more than the seeing of sights; it is a change that goes on, deep and permanent, in the ideas of living."

- Miriam Beard



With our division Travel Must, we at Knowledge Must also offer unique travel services. All our trips are tailored according to your individual interests and will take you to places far beyond the usual tourist spots picked out of a travel guidebook. Years of experience, proven logistical capabilities, and exceptional knowledge of the most remote areas and cultures make Travel Must the ideal partner to consult you on possible destinations and activities, book your accommodation and

transport, and conduct adventurous expeditions. All you have to do is enjoy your trip and have the time of your life. For further inspiration please have a look at: www.travel-must.com.

39. Where should I visit?

From the majestic Himalayas and the stark deserts of Rajasthan, over beautiful beaches and lush tropical forests, to idyllic villages and bustling cities, India offers something unique for every individual preference. The country is a vivid kaleidoscope of landscapes, magnificent historical sites and royal cities, misty mountain retreats, colourful people, rich cultures, and festivities. Vibrant, mesmerising, completely absorbing, India stimulates all of your senses - often simultaneously. Luxurious and destitute, hot and cold, chaotic and tranquil, ancient and modern - India's extremes never fail to leave a lasting impression.



With a population of over one billion, no single country is so multi-faceted and laden with contradictions. Culturally India might very well be the most diverse place in the world. India's immensely varied art, history, religions, and traditions are organically woven together into an intricate tapestry. Its infinite variety favours you with different facets of fascination every time you visit. To travel in India is to expand one's notion of the possible configurations of human society.

Journeys to India can be complex and challenging, but they are always supremely rewarding. If there was ever a place that called for expertise in logistics, knowledge of culture, local connections, and insightful guides, this is it. Immerse yourself into Indian culture while enjoying Travel Must's consistently excellent quality in guidance, lodging, transport, and support services for comfort and safety.

In India, you could:

- Ride on camels, elephants, and horses through the countryside
- Swim with dolphins in the Indian Ocean
- Practice yoga in a traditional Hindu ashram
- Act in a Bollywood movie
- Witness the largest congregation of mankind on the Hindu festival Kumbh Mela
- Conquer your first mountain in the majestic Himalayas
- Assist in meaningful community development
- Stay in palaces and discuss the good old times with the maharajas
- Strike up a conversation with wise sages and insightful scholars
- Get lost in a maze of alleys and make a new discovery behind every corner

40. How to blend in when visiting India?

Whether you backpack through rural areas or journey in royal style, blending in when visiting India is key to make the most out of your experience, be it in terms of enjoyment or learning. Local people generally are highly appreciative of visitors who take a genuine interest in their culture. Make an effort to reach out to them. Take a few lessons from the locals and feel yourself at home!

- Do research on your destination (background info on the culture as well as what is currently going on)
- Read up on the history of your destination (understand where the things you will see are coming from and how they came about)
- Talk to anyone in your personal network who travelled there (learn about the best and worst experiences and develop a feel for your destination)
- Learn key phrases in the language of your destination (make yourself understood and connect to the people)
- Absorb the culture using all five senses (listen to the symphony of sounds, watch the kaleidoscope of colours, feel the fabrics, smell the spices, and taste the delicacies)

- Observe carefully how locals eat, talk, move, and work (copy their behaviour and experiment with gestures)
- Dress according to local standards (respect sensibilities and show your cultural sensitivity)
- Buy local products (handy tools as well as works of artisanship)
- Explore local delicacies (home grown produce and regional flavours)
- Choose local lodgings (be it an ashram, a traditional inn, or an old palace)
- Take local transportation (such as subways in modern cities or bullock carts in the ancient villages)
- Have the courage to get lost (follow your instincts and travel beyond the trodden paths)
- Learn from insiders (eccentric taxi drivers or hipsters in stylish coffee houses, all can be great sources of information)
- Find the places popular with locals (might be a hole-in-the-wall food joint or a fancy lounge cafe)
- Make local friends (delve right into the local community and profit from expert tips)
- Stay away from what you know from home (multinational restaurant chains as well as big brands)
- Dare yourself to try things you have never done before (be prepared to embark on a journey to the unknown, immerse yourself, and broaden your horizons)

41. Why immerse yourself in Indian culture?

"Culture is the widening of the mind and of the spirit."

- Jawaharlal Nehru

Immersing yourself in another culture is arguably one of the most rewarding efforts a human can undertake. Imagine yourself being a child again – comparably steep is the learning curve. By immersing yourself in another culture, you multiply your opportunities. By successfully functioning in a strange environment and under a different set of ground rules from those found in your own culture you tremendously expand your experience. It is for those individuals who have the courage and energy to make the most out of it.



- Opportunity to broaden your professional experience:
 - Build up a powerful CV
 - Gain exposure to different work streams
 - Prepare for global developments
 - Make more money
 - Great way to network
 - Endless career opportunities
- Experience a life in a different culture:
 - Fulfil your personal interests in another culture
 - Satisfy your curiosity and sense of adventure
 - Look for new challenges or simply a change
- Discover yourself:
 - Deeper awareness of your own strengths and weaknesses
 - Increased self-confidence
 - Train your resilience
- See things from another point of view:
 - Opportunity to increase cultural knowledge
 - Develop your own intercultural competencies for operating internationally
 - Heightened knowledge of effective approaches to other human beings
 - Broaden global perspectives
 - Acquire a new vision

42. What are the obstacles to cultural immersion?

"Problems become opportunities if the right people come together"

– Robert South

An alien cultural setting can be extremely demanding. You will have to communicate in a new language while finding new, culturally appropriate strategies to seek out interactions. What is common to one culture may seem strange, counterintuitive, or appalling to another. Language barriers and cultural differences will move you beyond your comfort zone and might result in feeling isolated and

frustrated. However, by overcoming the following obstacles you will create borderless opportunities for yourself.

- Fear of:
 - The "other"
 - The "unknown"
 - Physical safety
 - Diseases
 - Nutrition problems
 - Being alone
 - Making mistakes
 - Loss of face
 - Leaving behind family, friends, job, and security
 - Loss of identity
 - Not being able to settle back to one's own culture
- Hardships:
 - Stress, frustration, and anxiety
 - Unwillingness to change
 - Lethargy
 - Inconvenience
- Constraints:
 - Bureaucratic hurdles
 - Finances
 - Limited time

43. What is required to immerse yourself successfully?

"Opportunity is missed by most people because it is dressed in overalls and looks like work."

- Thomas Edison

Success comes naturally when you realise your opportunities. In fact, your opportunities start to multiply as you seize them. To be able to pursue your desire and reach out to other cultures, tenacity

and resilience are indispensable. If you bring along courage and flexibility, then you can prepare yourself for this challenge. Fear melts when you take action towards a goal you really want.



- Motivation:
 - Determination to pursue your particular goals
 - Awareness of the unique chance
 - Eagerness to learn
 - Curiosity to engage on a journey of knowledge discovery
 - Will to go beyond your comfort zone
 - Resoluteness to keep striving to immerse yourself further and further
 - Courage
 - Audacity to experiment
 - Resilience to deal with inevitable setbacks
- Respect:
 - Willing to engage other cultures and participate in them
 - Acceptance of other customs and traditions
 - Critical reflection on your own culture
 - Communicative awareness
 - Willingness to question yourself, make compromises, adapt, and integrate
 - Behavioural flexibility
 - Tolerance of ambiguity
 - Ability to deal with ambiguous situations constructively
 - Appreciation for otherness
 - Empathy

- Commitment:
 - Time
 - Patience
 - Open eyes and an open mind to see and comprehend differences
 - Finances

44. How to deal with culture shock?



Cultures entail differences in perspectives. They can be perceived as the personal baggage one brings into any situation. Since culture constitutes the cornerstone of our identities, that is who we think we are, the ways we make meaning, what is important to us and how, it is also a key source of conflicts between people. One of the detrimental outcomes is culture shock. It can profoundly affect a person, especially when they are living in another country for a long period of time, which is also referred to as “culture stress”.

Culture shock and stress often result when an individual tries to work and live outside of their regular cultural context. Symptoms, including low self-esteem, ineffective work, and depression, are often denied or attributed to different causes. Ultimately only cultural immersion alleviates these symptoms, but this can be difficult to achieve without adequate study, training, exposure, and application.

A little cultural knowledge goes a long way. This truism however does not imply that a few tips here and anecdotes there, and a couple of pleasant exercises thrown in, do provide an effective method to learn about other cultures. Precise and relevant knowledge is needed to adapt and learn quickly when working in or with the target culture. Cultural immersion as simply being amongst people of another culture, with knowledge of local culture and language following naturally, appears rather naive. To successfully immerse yourself in another culture you need to develop cultural fluency, i.e. not only knowing, but doing the right things at the right time.

In fact, virtually all foreigners visiting India have to deal with some form of culture shock one time or another. It is of utmost importance for you to learn to deal with it. How to deal with culture shock on a practical level is very individualistic.

There are no cookbook recipes for how to deal with it. However, you might try some of the following pragmatic strategies:

- Learn to differentiate between people. Rather than just perceiving them as "Indians" distinguish according to their specific origin, gender, age, behavioral patterns, dress, and so on.
- Find a safe-haven, which could be a coffeeshop or a place with a beautiful view that gets you away from the crowds.
- Find places where you feel comfortable
- Talk about your experiences. This will help you to deal with all the crazy things that will happen to you!
- Exchange your experiences with other international visitors in India. This will make you learn from other people's experiences and helps you to let off steam.
- Finally, maybe the most important advise: try to take things with humour! In fact, once you make the most out of it, the prevalent diversity in India will keep you entertained!

Never lose your respect towards the locals in general - however weird you might perceive their behaviour. But this does not mean that you should tolerate everything. In fact, never scare away from acting firmly. If you feel your privacy invaded, then get your point across. Try to experiment what strategies work best for you.

Ancient scholars already highlighted the importance of experiential education. For example, the Chinese sage Confucius is often quoted as: "I hear and I forget; I see and I remember; I do and I understand". Only personal experience through all senses results in a sustainable understanding of other cultures. Learning by doing is the ultimate in intercultural learning!

45. What are specific gender issues I should pay attention to?

India is a very traditional country and some foreign habits are perceived as dishonourable for women in Indian society. For example, Indian women do not smoke in public. A woman who smokes cigarettes or drinks alcoholic beverages in India is associated with loose moral character. Outside of the larger cities, it is unusual for people of the opposite sex to touch each other in public. This includes even married couples, who refrain from any public displays of affection.

We strongly suggest girls who are travelling alone in India to take utmost care. Please try to travel with other students or friends. Please do not worry to appear as disrespectful if you tell an eager man that you do not want to talk to him, and if his behaviour makes you uncomfortable, say so firmly (but without getting agitated). Many Indian festivals are devoid of women but filled with crowds of inebriated men partying. Participating women can be subjected to groping and sexually aggressive behaviour from these crowds, so extra care and discretion are advised.

In most Indian buses a few seats are reserved for women. Men occupying these seats are expected to vacate the place when a female expresses her intention to sit there. Note that friendly conversation with men is often misinterpreted by them as an invitation for flirting. This often results in unexpected sexual advances and very awkward, sometimes dangerous situations. Befriending Indian women, however, is a wonderful experience for female travellers. As many Indian women are shy you might try to initiate conversation and build up their confidence.

Maybe the most important advice for foreign women in India is to dress in traditional Indian clothes, such as the comfortable shalwar qameez. Dressing according to Indian traditions will gain foreign women more respect in the eyes of locals. Respect for the traditional Indian way of life will make most men treat you more like a 'lady' than an object. Shorts, short skirts (knee-length or above), sleeveless shirts, and tank tops are not considered to be appropriate pieces of clothing in Indian society. Whatever you choose to wear, you should try to cover as much skin as possible, including your shoulders. Also try to wear baggy clothes that less emphasise your contours.

It is important to keep in mind that India is an extremely diverse country and that in analogy the status of women in society differs from community to community and from place to place. Make it a point to closely observe the local scenario at all places you visit and adjust accordingly. While Indian society in general is highly dominated by men, there are also exceptions to this rule, for instance, in Northeast India, among tribal communities, or among urban elites.

Women in India often refrain from contact with men outside of their families. A foreign man approaching an Indian woman for something as innocuous as asking for directions can result in her withdrawing immediately. A good strategy is to keep more physical distance and being extra respectful. It is also advised that you do not shake hands with persons of the opposite sex unless the other person extends his/her hand first. The formal greeting among Hindus is to bring your palms together in front of your chest and uttering a greeting, such as 'Namaskar'.

46. What about Internet access and phone services?

When you move into a shared flat, you usually will find an Internet connection there. In case you move into a flat that has no Internet, it could be most convenient to buy a wireless broadband solution (usually a small USB device) for fast and simple Internet access from providers like Airtel, Reliance or Tata Indicom. Besides, you will not have problems to find an Internet cafe in urban areas. If you have Internet access probably the best and cheapest way to call family and friends at home is software that allows users to make voice calls over the Internet such as Skype. Calls to other users of the service are free, while calls to landlines and mobile phones can be made for a fee, after buying some credit.

If you want to bring your mobile from your home country, you will want to contact your provider to make sure that your phone will work while you are in India. There is nothing complicated about it - if it is not locked to your home network or home provider (net/simlock). However, roaming charges will apply if you continue to use your home SIM and these are generally highly expensive. To avoid them, we advise you to buy a local SIM card to use with your cell, even if you plan to come to India only for a few weeks.

Simply take your GSM phone with you or purchase a new one in India. Mobile phone services are provided by major players including Airtel, Reliance, Vodafone, Idea Cellular, and BSNL. Choose one of the providers (depending on their charges and coverage in your particular destination) and get a prepaid SIM card, which is widely available in every mobile (accessory) shop across the country and which is also quite inexpensive, about 150 to 300 INR (2.50 to 5 Euro). You automatically get an Indian number with the card. The call and SMS charges are very low. In Delhi you can get a prepaid card right in the arrival area at the airport. Just bring two passport photos and your passport along for your application.

Please note that due to increased security concerns in India, some foreigners report difficulties in obtaining a SIM card or applying for their personal Internet connection. Showing a registration proof with the local FRO will usually be sufficient. In case you are not registered, you can also always ask for the support of an Indian friend or colleague.

International Direct Dialing from India is available in the cities. Phone cards are also widely available and calls can be made from post offices, hotels, and phone booths on the streets. Besides, using the regular landline phone services is reasonably cheap in India.

47. Can I do sports in India?

In India sports like cricket, football, field hockey, and golf are very popular and spread around the whole country. Visiting a fitness centre might be a good possibility for you to do sports. Jogging can also be done, even in the big cities like New Delhi or Mumbai. There are uncounted parks and gardens such as the beautiful and serene Lodi Garden in New Delhi which is really a jogger's paradise. There you will be able to escape the chaos of the cities and have a moment of peace and quiet. Big cities also have large sports complexes with various facilities like swimming pools, tennis and squash courts, football fields, gyms, running tracks, etc.

48. What do I have to do prior to departure from India?

Depending on the type of study you pursued and the particular visa you held, prior to leaving for home you should:

- Hand in a mark sheet and proof of taking the examinations (issued usually a week after the results are out)
- Submit a form in the university administration office for the original degree/diploma to be sent to your home
- Ask for letters of recommendation from your professors or other relevant authorities (whatever you might consider helpful for your future career)
- Obtain a "No Objection Certificate" from your university (which might or might not be checked at customs)
- Obtain an Income Tax Clearance Certificate from the concerned Income Tax Office
- Complete the customs' clearance form (which can be obtained from the Income Tax Office) after closing your bank account

49. Where can I find more information in the Internet?

The following selection of links, while not comprehensive, includes a range of useful resources for your stay in India. Choose from the following categories to access the links and get in touch with us if you have further recommendations that we can incorporate in our next edition. Also, if you find any broken links, please let us know so that we can fix them.

Travel Logistics:

Embassy World:

Provides a list of contact resources for all of the world's diplomatic offices, the diplomatic community and the online community.

<http://www.embassyworld.com/>

Project Visa:

Information on visas, embassies, and travel.

<http://www.projectvisa.com/>

Centers for Disease Control and Prevention:

Source for credible health information for travellers.

<http://wwwnc.cdc.gov/travel/>

World Health Organisation - International Travel and Health:

Source for credible health information for travellers.

<http://www.who.int/ith/en/>

What's on When?:

Helps you to find out about local events while you are traveling.

<http://www.whatsonwhen.com/>

Destination Guides:

Portals to the World:

Library of Congress links to cultural information of the countries of the world.

<http://www.loc.gov/rr/international/portals.html>

World66:

User-generated travel information for destinations all over the world.

<http://www.world66.com/>

Wikitravel:

User-generated travel information for destinations all over the world.

<http://www.wikitravel.org/>

Virtual Tourist:

Travel-oriented community website featuring user-contributed travel guides for locations worldwide.

<http://www.virtualtourist.com/>

TrekEarth:

TrekEarth is dedicated to fostering a global community interested in photography from around the world.

<http://www.trekearth.com/>

Tripadvisor:

User-generated hotel reviews, photos, and travel advice.

<http://www.tripadvisor.com/>

Lonely Planet:

A wide variety of travel guides.

<http://www.lonelyplanet.com/destinations/>

Rough Guides:

A wide variety of travel guides.

<http://www.roughguides.com/website/travel/default.aspx>

Footprint:

A wide variety of travel guides.

<http://footprintbooks.com/Home/Index.cfm>

Destination India:**Enrico Fabian Photography:**

Very talented photographer based in Delhi.

<http://www.enrico-fabian.com/>

Gateway to India:

Gateway to plenty of interesting India-related websites.

<http://www.uni-giessen.de/~gk1415/india.htm>

IndiaMike:

IndiaMike is an India travel site, and a source for researching and reviewing India travel.

<http://www.indiamike.com/>

Language:

Google Language Tools:

Google's collection of language tools, such as online translation.

http://www.google.com/language_tools

Google Transliterate:

Google's transliteration tool.

<http://www.google.com/transliterate>

Word2Word:

Totally free language learning resources for a huge assortment of languages.

<http://www.word2word.com/>

Shabdkosh:

One of the most comprehensive English to Hindi and Hindi to English dictionaries.

<http://www.shabdkosh.com/>

Maps:

University of Texas Library Collection:

University of Texas' outstanding collection of maps.

<http://www.lib.utexas.edu/maps/>

National Geographic Map Machine:

Locate nearly any place on Earth, find country facts, and search and print historical, weather, and population maps, and more with our dynamic atlas.

<http://maps.nationalgeographic.com>

Wikimapia:

An online editable map allowing everyone to add information to any location on the globe.

<http://www.wikimapia.org>

Google Maps:

Find local businesses, view maps and get driving directions in Google Maps.

<http://maps.google.com>

Tools:

Universal Currency Converter:

Converts all major currencies.

<http://www.xe.com/>

World's Weather:

Weather news including real-time forecasts and educational information for local, regional, national and global weather conditions.

<http://www.weather.com/>

Unit Converter:

This tool converts all major units.

<http://www.digitaldutch.com/unitconverter/>

World Time Server:

Internet time clock with adjustments for Daylight Savings Time and global location choices.

<http://www.worldtimeserver.com/>

INCA Project:

Online intercultural competence assessment.

<http://www.incaproject.org/index.htm>

Culture, History, and Religion:

National Geographic World Music:

An overview of music traditions from around the world.

<http://worldmusic.nationalgeographic.com/>

Ancient World Cultures:

On-line course supplement for students and teachers of the ancient and medieval worlds.

<http://eawc.evansville.edu/index.htm>

Window into Global History:

Multimedia lesson plans and video clips useful for anybody interested in geography or world history.

<http://www.thirteen.org/edonline/wideangle/index.html>

Sacred Sites:

Anthropologist and photographer Martin Gray spent 25 years to study and artistically photograph nearly 1000 sacred sites in 80 countries.

<http://www.sacredsites.com/>

BeliefNet:

BeliefNet is the largest spiritual website containing information on various faiths.

<http://www.beliefnet.com/>

Cultural Institutes Working in India:

Indian Council for Cultural Relations:

Fosters cultural relations and mutual understanding between India and other nations and peoples.

<http://www.iccrindia.org/>

Asia Society:

Institution promoting communication between Americans and the Asian-Pacific region.

<http://www.asiasociety.org/>

Japan Foundation:

Promotion of the Japanese language and culture world-wide.

<http://www.jpf.go.jp/>

Goethe Institut:

Promotion of the German language and culture world-wide.

<http://www.goethe.de/enindex.htm>

Alliance Française:

Promotion of the French language and culture world-wide.

<http://www.alliancefr.org/>

British Council:

Promotion of the English language and culture world-wide.

<http://www.britishcouncil.org/>

Instituto Cervantes:

Promotion of the Spanish language and culture world-wide.

<http://www.cervantes.es/>

Società Dante Alighieri:

Promotion of the Italian language and culture world-wide.

<http://www.ladante.it/>

Instituto Camões:

Promotion of the Portuguese language and culture world-wide.

<http://www.instituto-camoes.pt/>

News from India:

Frontline:

Weekly newsmagazine from India.

<http://www.frontlineonnet.com/>

Tehelka:

Weekly newsmagazine from India.

<http://www.tehelka.com/>

The Hindu:

Daily newspaper from India.

<http://www.thehindu.com/>

Samachar:

Overview of news from various Indian sources.

<http://www.samachar.com/>

BBC:

BBC offers a wide range of world news in different languages (great if you want to learn Hindustani).

<http://news.bbc.co.uk/>

Reference Resources:

America's Library of Congress:

Largest library in the world.

<http://www.loc.gov/>

United Nations:

The UN is committed to preserving peace through international cooperation and collective security.

<http://www.un.org/english/>

The World Bank:

The World Bank Group offers advice and an array of customised resources to more than 100 developing countries and countries in transition.

<http://www.worldbank.org/>

CIA World Factbook:

These country profiles focus more on facts than cultural trends. Learn about the economics, government, and people of individual countries.

<https://www.cia.gov/library/publications/the-world-factbook/>

FAQ Studying in India with Knowledge Must

1. What are the required qualifications for studying in India?

"Study with desire is real activity; without desire it is but the semblance and mockery of activity."

- William Godwin

The skills required for your study abroad experience depend largely on the specific institute and field of study. Generally speaking, enthusiasm to work hand in hand with the locals, curiosity to acquire new skills, keenness to learn from a different culture, and flexibility to adjust to different environments are key requirements – almost above anything else.

2. Why should I approach Knowledge Must for studying in India?



Whether you want to add a key differentiator in your curriculum or you are simply looking for a radical change, studying in a foreign country with a very different culture is a unique chance to immerse yourself in the daily routine of the locals. It helps you to understand the mindsets of people from other cultures. Consequently you will be able to interface effectively with people of diverse backgrounds. Study experiences abroad awaken a tremendous potential in you!

India has emerged as one of the cultural and economic hotspots of the 21st century. The country has become a major competence centre in fields as IT, media, engineering and the entertainment industry. Take a chance to immerse yourself in one of the most captivating societies in our globalising world and witness one of the oldest, and at the same time most forward-looking, cultures. Many who come to try living in India for a short while stay back, hooked to the culture. Knowledge Must guarantees you an authentic study experience!

Whether you are interested in an exchange semester or want to pursue your bachelor, master or post-graduate degree abroad, we assist you in locating and enlisting in the best suited study programmes. Our services cover all formalities, from the selection of the optimal educational institute and the first point of contact to the application process and finding appropriate accommodation.

Career Must works closely together with world renowned educational institutes in India. These are a few of the institutes in India where Career Must Alumni have studied in the recent past:

- Jamia Millia Islamia
- Delhi University
- Jawaharlal Nehru University
- University of Srinagar
- National Institute of Fashion Technology
- National Institute for Information Technology

But besides conventional educational institutes, Career Must Alumni have also studied with Pandits to learn Hindi and Sanskrit in genuine settings as well as with Mullahs to study Urdu, Persian, and Arabic. Others yet have been living with famed Ustads to study traditional music. Opportunities like these are endless. We put all our expertise into identifying and securing your study abroad opportunity, whether it will be in an Indian village or a megacity like Kolkata, in an ashram, a local college or a globally recognised university.

Get in touch with us to learn more about the best suited study opportunities in your field of interest!

3. How do you make sure I have a suitable and satisfying study experience?

While we are one of the prime placement agencies for outstanding study abroad opportunities in India, we are different from other organisations. Our study abroad solutions are carefully structured around your individual objectives and education background, all coordinated and supervised by experienced consultants, who have experienced other cultures the same way you are planning to. That is why our team has first-hand knowledge regarding the potential benefits, your expectations, your potential concerns as well as the problems that might ensue in the process.

We work closely with you to identify and pursue opportunities appropriate to your specific interests. Because of our expertise and proven track record, we are able to secure outstanding study abroad opportunities for virtually all of our applicants. We help you find the education experience that you are

looking for, whether in media, health, or tribal studies, whether you would like to study in reputed national universities or local institutes.



The entire placement exercise is a joint effort between you and Career Must. What is most important to understand about our placement process is that you are in complete control at all times. You choose your field of interest, the institutes to which you would like to apply, and whether or not to accept each offer you receive. Career Must even offers you a money-back guarantee. We guarantee that we will place you in your field of interest. In the highly unlikely event that we do not succeed in finding you a study abroad opportunity that meets your sole approval by the designated placement deadline, you will receive a full refund – no questions asked.

4. What study opportunities are available?

There is a great variety of study opportunities in India. Fields our Alumni have pursued in the past include:

- Arts
- Computers
- Design
- Development Studies
- Fashion
- Film
- Technology
- Hospitality and Tourism
- Music



Career Must has successfully built up relations to leading educational institutes across different fields. Whatever your field of interest, we find you the best study programme in India!

5. What are your accompanying services?



We are also able to offer you all-inclusive programmes, complete with accommodation, meals, transportation, travel arrangements, language training, and more. See our [Integrated Solutions](#) for further inspiration. But complimentary services can also be as specific as organising your transfer from the airport to your accommodation or assistance with getting access to the Internet. You pick the additional services you desire and we will take care of the logistics for you.

Take accommodation as an example. You can choose to handle your own accommodation or Career Must may assist you in securing appropriate accommodation, generally in the vicinity of your place of work. We can act as a coordinator between you and property owners, making firm reservations and payments on your behalf. Options include:

- Homestay accommodation (your own room with a host family where meals can be provided)
- Shared accommodation (your own room in a shared flat or house with local and international students or young professionals)
- Independent accommodation (your own flat or house)

Or if you would prefer something more unique in terms of accommodation, we are happy to arrange your stay in ashrams, monasteries, palaces, villages, or wherever you might like to live. When you tell us your budget and the type of accommodation you are looking for (homestay, shared, independent, or special accommodation), we will accordingly search for an adequate home for your stay.

Also our cultural activities are very popular. Travelling and experiencing your host culture is a crucial element in allowing you to explore all your new home has to offer. In order for you to gain additional cultural insight, we organise culture-specific activities to introduce you to the intricacies of your host culture. These are great opportunities to let loose after work or study, and they provide a fun way to meet like-minded people. You can look forward to guided tours of the locality, longer excursions, sport events, performing arts, and nights out in town. We invite you to our cultural activities, such as our famous Sound Tamasha series of music events.

6. What could a study abroad experience with Knowledge Must entail?

Depending on your objectives and the amount of support you would like, the following services might be included in your tailor-made study abroad experience in India.

- Needs Analysis
- Career Counselling
- Providing required information to you about study opportunities in India
- Transfer knowledge to you about the Indian academic landscape, educational system, and challenges
- Develop a detailed Project Plan to achieve your career vision
- Research and counselling on best suited study programme
- Present options of best suiting courses with respect to your future career fulfilment
- Intensive counsel on pros and cons of different options
- Highlight the emerging career choices related to different courses
- Select the optimal course in India
- Build top-notch Application Documents
- Facilitating pre-departure and visa formalities

- Logistical support
 - Finalise university admission in India
 - Finalise living arrangements during the time of study in India
 - Assistance with all travel arrangements prior to departure for India
 - Arrange transport and pick up to the accommodation
 - Orientation tour and neighbourhood familiarisation
 - Assistance with authorities (registrations, permits, etc.)
-
- Monitoring of the learning experience during studies
 - Arranging for preparatory courses if required
 - Regular support from our Knowledge Must team in India
 - Show up opportunities to continue immersion in India
 - Optional travels to discover India's diversity

7. What other services does Knowledge Must offer?

Knowledge Must is a leading intercultural solutions provider that assists students, professionals, and organisations to successfully cross cultural boundaries, mainly between East Asia, South Asia, and the Western world. Our team of highly qualified experts has the knowledge, experience, diversity, and passion to provide clients with the best customised solutions to achieve their individual objectives. Unlike other solutions in the market, Knowledge Must offers complete service packages with its five company divisions: Career Must, Language Must, Training Must, Travel Must, and Culture Must. Starting with career consulting, Knowledge Must provides work experience, language immersion, culture-specific and process-oriented training, individualised travel arrangements and cultural events, in order to fully equip our clients to work more effectively across a multitude of cultures.

Once you arrived in India, you may like to learn Hindustani language, or find out about the context and origins of “Indian quirks” with a cultural training. You may want to have some assistance in your travel planning and booking, because we at Knowledge Must, with our cultural expertise, can bring you to places away from the mainstream and take care of the sometimes stressful travel organisation, so you are enabled to fully focus on enjoying the beauty of India. Moreover, with our company weblog that you can find under blog.knowledge-must.com we offer you many interesting insights and valuable advice on intercultural issues, such as experiences of other international students in India.



With our division **Career Must**, we assist students and professionals to build an international career. Career Must's platform directly interlinks requirements to select highly qualified personnel for organisations and rewarding work prospects for outstanding job seekers. We help to bring the right people together, even across the largest cultural gaps, and handle the ensuing complexities in an effective and efficient manner.

With our division **Language Must**, we offer the best in language teaching. Whether you are working or studying abroad, effectively crossing cultural boundaries requires a considerable level of language proficiency. Students and professionals alike benefit from the Language Must Method of language training. We know that language is about communication. And that is exactly what we focus on. We equip you with the tools to effectively communicate with people from other cultures.



With our division **Training Must**, we offer a range of flexible and effective intercultural training solutions that are both practicable and tailored to each particular cultural challenge. In today's increasingly smaller world, understanding the ways of other peoples' cultures is an essential. Our specialised training solutions broaden your intercultural capacities in diverse areas. From process-oriented to culture-specific competencies, Training Must instils in you the ability to interact effectively across cultural boundaries.

With our division **Travel Must**, we offer the best in intercultural travels. Because travel is such a precious commodity, part education, part relaxation, part life-enriching experience, part adventure, Travel Must takes utmost care to fulfil your individual expectations. Our unique travel services cater to open-minded individuals from all walks of life. From executives to students, from urbanites to outdoor enthusiasts, Travel Must offers you great ways to immerse yourself in a foreign environment and culture.



With our division **Culture Must**, we make you experience the arts and beyond. To appreciate the strength in differences between us and find comfort where we overlap, Culture Must events let you experience the backbones of culture, be it music, visual arts, religion or festivities. With us you will get to know the best that human creativity and intellect has brought about. Connecting musicians, performers, designers, painters, writers, film makers, photographers, and other artists, Culture Must creates a platform that cultivates and promotes intercultural collaborations. Diversity is the true source of our inspiration. At Culture Must we celebrate diversity every day.


Knowledge Must takes a highly integrated approach to the complexity that is culture. Combining the expertise of our five divisions Career Must, Language Must, Training Must, Travel Must, and Culture Must into **Integrated Solutions**, we deliver truly comprehensive services for individuals to experience a new professional and private environment. Leveraging HR solutions, professional experience, language and cultural training, travel, and intercultural events, our Integrated Solutions provide the most effective way to cultural fluency. All our solutions reinforce each other providing increased efficiency and insight.



Knowledge Must is an organisation with strong social objectives. Through the prism of language, religion, ethnic identity, traditions, and other principal pillars of culture we apply our effective solutions for fostering intercultural understanding among individuals, organisations, communities, and countries. At Knowledge Must we understand that embracing diverse ideas, creating diverse opportunities, and developing diverse partnerships will positively impact the communities that we engage. In order to stay affordable to students and to live up to our philosophy to promote genuine cultural exchange, we are committed to keeping the fees of our Cultural Immersion Solutions as low as possible for all of our participants. The synergies generated when people of diverse cultures collaborate are truly borderless.

Join hands with us!

Thank You for Your Interest



Thank you for your interest in Knowledge Must. We invite you to have a look at our division website www.career-must.com to find out more about our career services and visit www.knowledge-must.com to learn what our entire organisation can do for you. Please contact us with any enquiries and bookings as well as with comments or suggestions you might have. For more information on how our intercultural solutions can benefit you, we would be happy to discuss your needs.

So what are you waiting for? Be proactive and trust in yourself to take the right decisions. Rather than just think about it, start to take action.

Whether you come with our support or just by yourself, we look forward to welcoming you in India!

Your Knowledge Must Team

Disclaimer

The information contained in this guide is the result of Knowledge Must's ongoing research and insight into specific issues relating to intercultural exchange. It is of a general nature and is meant for informational purposes only. Every effort has been made to ensure the accuracy of the information contained therein. Information presented in this guide is deemed accurate but not guaranteed. Such information should not under any circumstances be construed as a substitute for financial, legal, and medical advice and or medical diagnosis or treatment. You should always seek advice and assistance from a qualified professional.

The contents of this guide do not in any way reflect the views of Knowledge Must, nor are such views endorsed by Knowledge Must. You shall hence not in any manner deem such information as emanating directly or indirectly from us. Knowledge Must expressly disclaims all warranties, expressed or implied, as to the accuracy of any content provided, or as to the fitness of the information for any purpose. The authors who have contributed to the content do not take any responsibility for any action that readers might take relying upon the views in the articles. Further, Knowledge Must is not under any obligation to update the information contained in this guide after its publication.

Copyrights

This work is published under a Creative Commons Attribution-Noncommercial-No Derivative Works 3.0 Unported License. You are free to copy, distribute, and transmit the work.

The following conditions apply:

- Attribution — You must attribute the work to Knowledge Must and mention our web address www.knowledge-must.com.
- Noncommercial — You may not use this work for commercial purposes.
- No Derivative Works — You may not alter, transform, or build upon this work.

For more information see: <http://creativecommons.org/licenses/by-nc-nd/3.0>.

The photographs used in this guide were made by the professional photographer Enrico Fabian (www.enrico-fabian.com) and Knowledge Must's Daniel Ratheiser. Copyrights for particular photos are held by the respective photographers.

**CAREER
MUST** 
— Unlock Your Potential —

**LANGUAGE
MUST** 
— Express Yourself —

**TRAINING
MUST** 
— Develop Your Skills —

**TRAVEL
MUST** 
— Broaden Your Horizons —

**CULTURE
MUST** 
— Embrace Diversity —

www.knowledge-must.com
blog.knowledge-must.com
info@knowledge-must.com

Tel./Fax: +91 – (0)11 – 4175 2064